













A.D. 1308
unipg

UNIVERSITÀ DEGLI STUDI
DI PERUGIA

Alessia Donatelli
Helena Comodi
Sara Musio
Victoria Conforto

SEGN DI LUCE

Workshop:
allestimento identitario ingressi
piazza corso del popolo - Terni



01

Area di
progetto

02

Analisi
delle
criticità

03

Suggerimenti

04

Studi
preliminari
e concept

05

Proposta
progettuale

06

Scala

07

Piazza

08

Percorsi
residenziali

09

Ingressi

01

Area di
progetto



- 02
- 03
- 04
- 05
- 06
- 07
- 08
- 09



01 DOCUMENTAZIONE FOTOGRAFICA



Largo Volfango Frankl, 22

- 02
- 03
- 04
- 05
- 06
- 07
- 08
- 09

01 DOCUMENTAZIONE FOTOGRAFICA



Passerella Largo Frankl

- 02
- 03
- 04
- 05
- 06
- 07
- 08
- 09

01 DOCUMENTAZIONE FOTOGRAFICA



Largo Volfrango Frankl, 09

- 02
- 03
- 04
- 05
- 06
- 07
- 08
- 09

01 DOCUMENTAZIONE FOTOGRAFICA

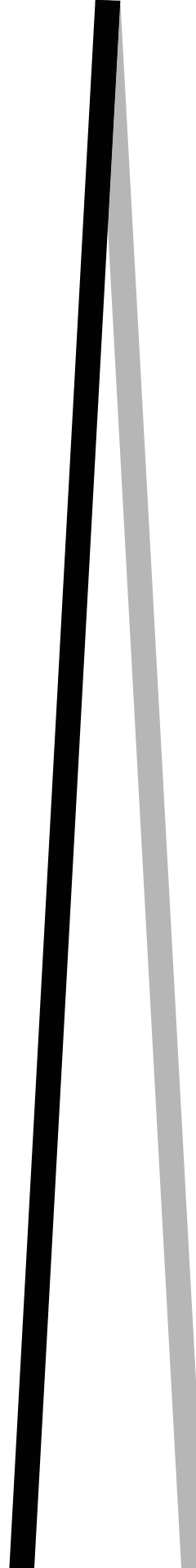
- 02
- 03
- 04
- 05
- 06
- 07
- 08
- 09



Largo Volfrango Frankl,
Lancia di luce

02

Analisi delle
criticità



ANALISI DELLE CRITICITÀ

01

02

03

04

05

06

07

08

09

Piazza

piazza poco
visibile da corso
del Popolo

scarso utilizzo

mancanza di
indicazioni



ANALISI DELLE CRITICITÀ

01

02

03

04

05

06

07

08

09

Ingressi

scarsa visibilità

difficoltà di orientamento

luoghi non identitari



ANALISI DELLE CRITICITÀ

01

02

03

04

05

06

07

08

09

Interni

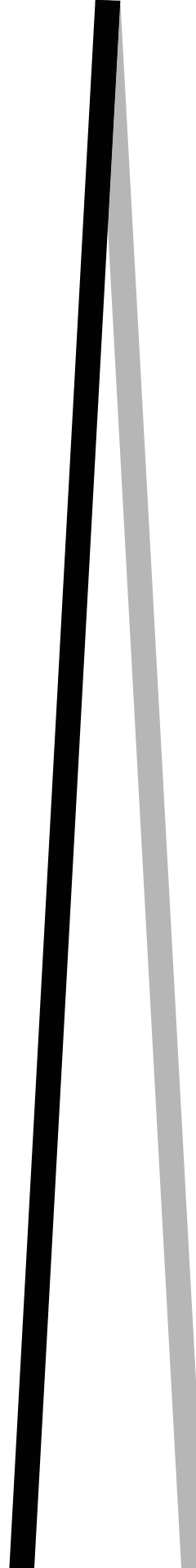
carezza di
illuminazione

ambienti non
riconoscibili



03

Suggerzioni



SUGGERZIONI

01

02

03

04

05

06

07

08

09

Arnaldo Pomodoro,
Lancia di luce,
Terni, 1984-1995



SUGGERSTIONI

01

02

03

04

05

06

07

08

09

Philip Johnson e
Alan Ritchie Architects

Chain Link Pavilion,
North Salem,
New York



SUGGERIMENTI

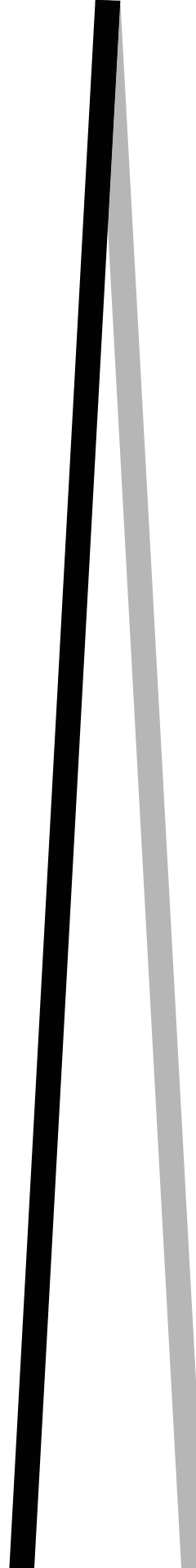
Cedric Price e Frank Newby

Snowdon Aviary,
Zoo di Londra, Inghilterra,
1962



04

Studi preliminari
e concept



01



02



03



04



05



06



07




08



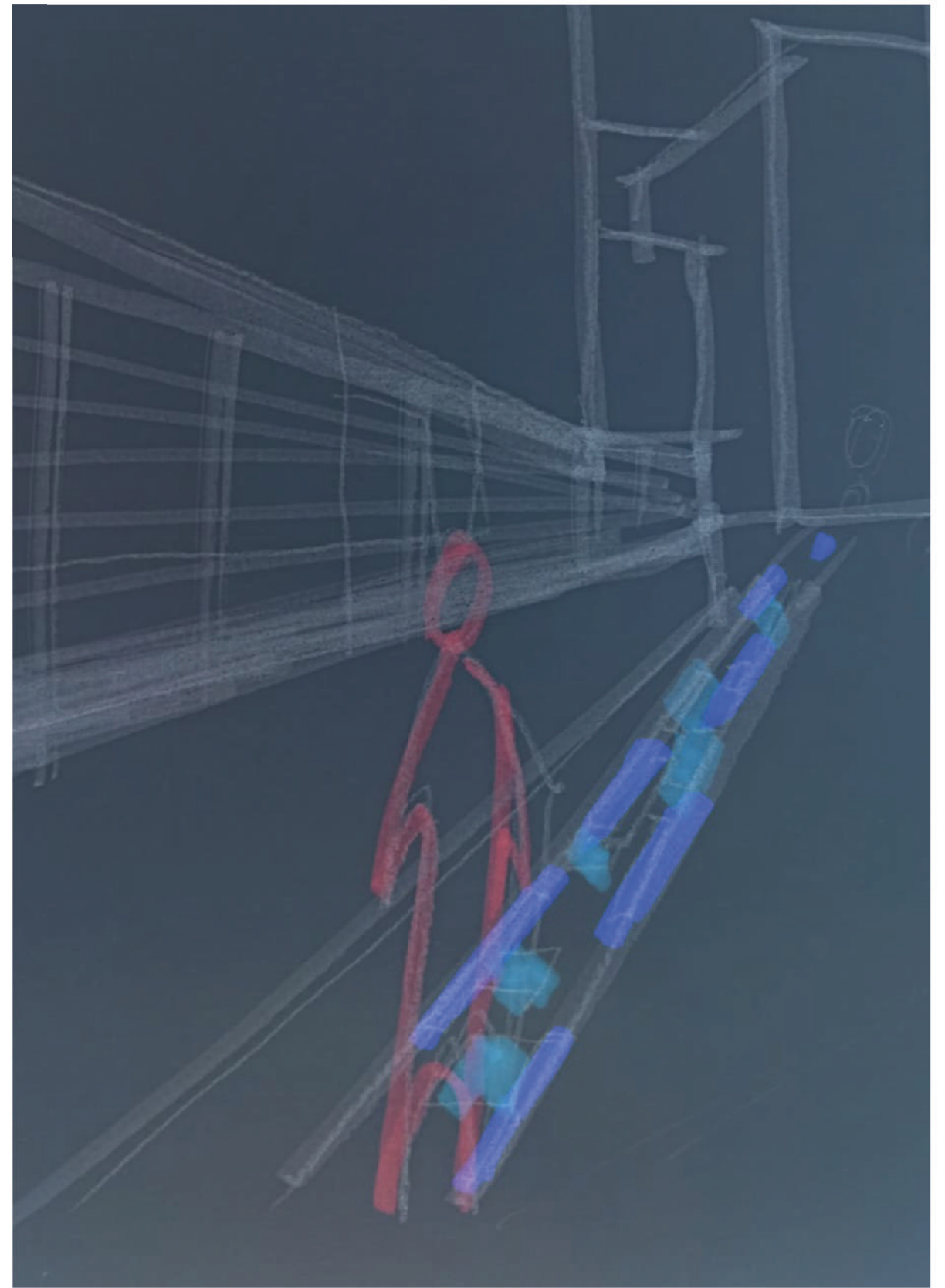
09



Schizzi di studio




Schizzi di studio
pavimentazione
residenziale





01
02
03
04
05
06
07
08
09


04


A livello concettuale ci siamo dunque immaginate di spostare la Lancia nel punto di intersezione tra i due assi principali, e, ribaltandola, nascerà dalla sua proiezione a terra un segno di luce che definisce l'asse principale della piazza. Questa proiezione diventerà dal punto di vista funzionale l'elemento di congiunzione tra le due quote caratterizzanti l'area.






































05

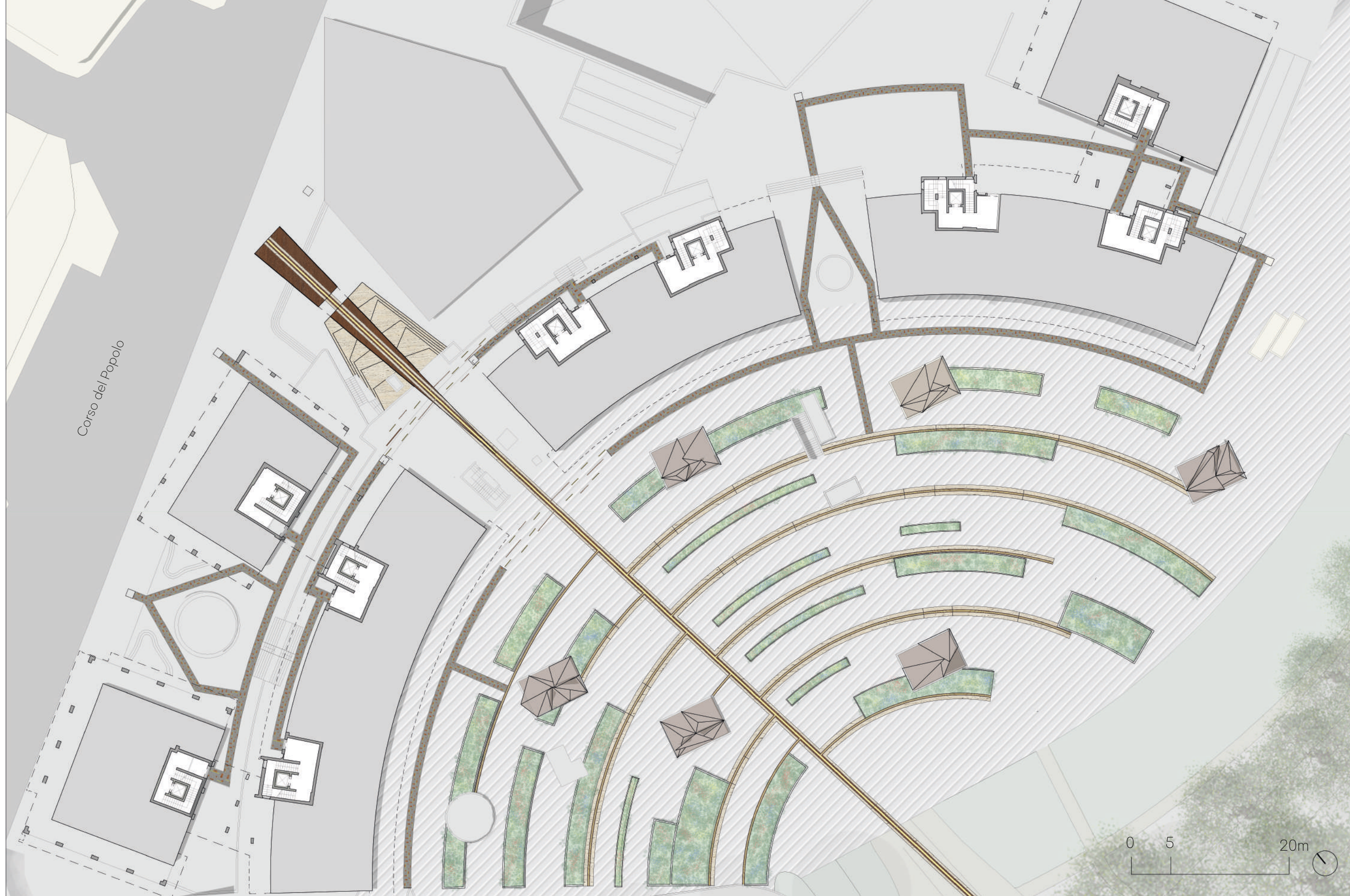
Proposta
progettuale

planimetria

- 01
- 02
- 03
- 04
- 05**
- 06
- 07
- 08
- 09

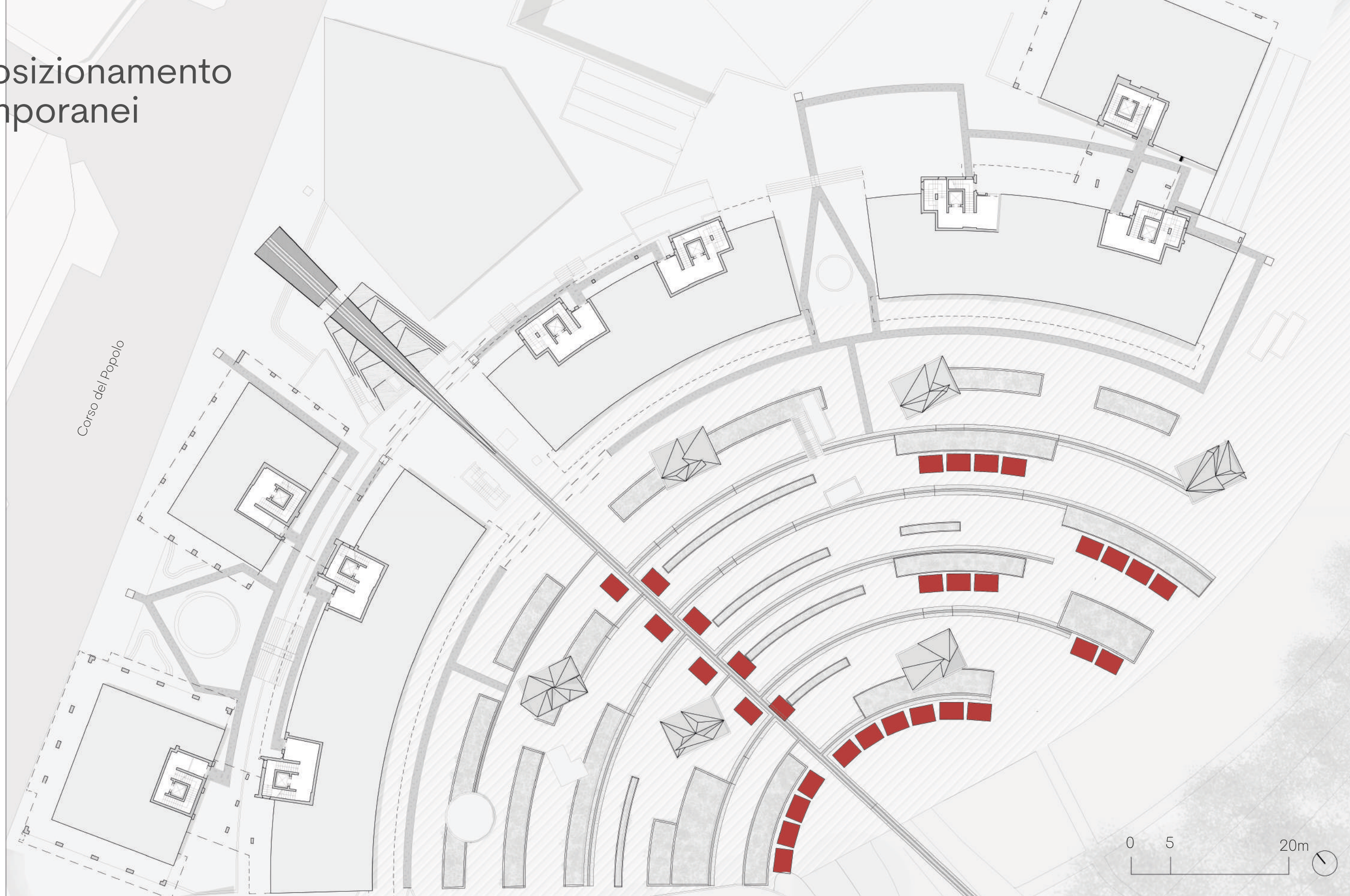


01
02
03
04
05
06
07
08
09





ipotesi posizionamento
stand temporanei


- 01
- 02
- 03
- 04
- 05**
- 06
- 07
- 08
- 09



sezione ambientale

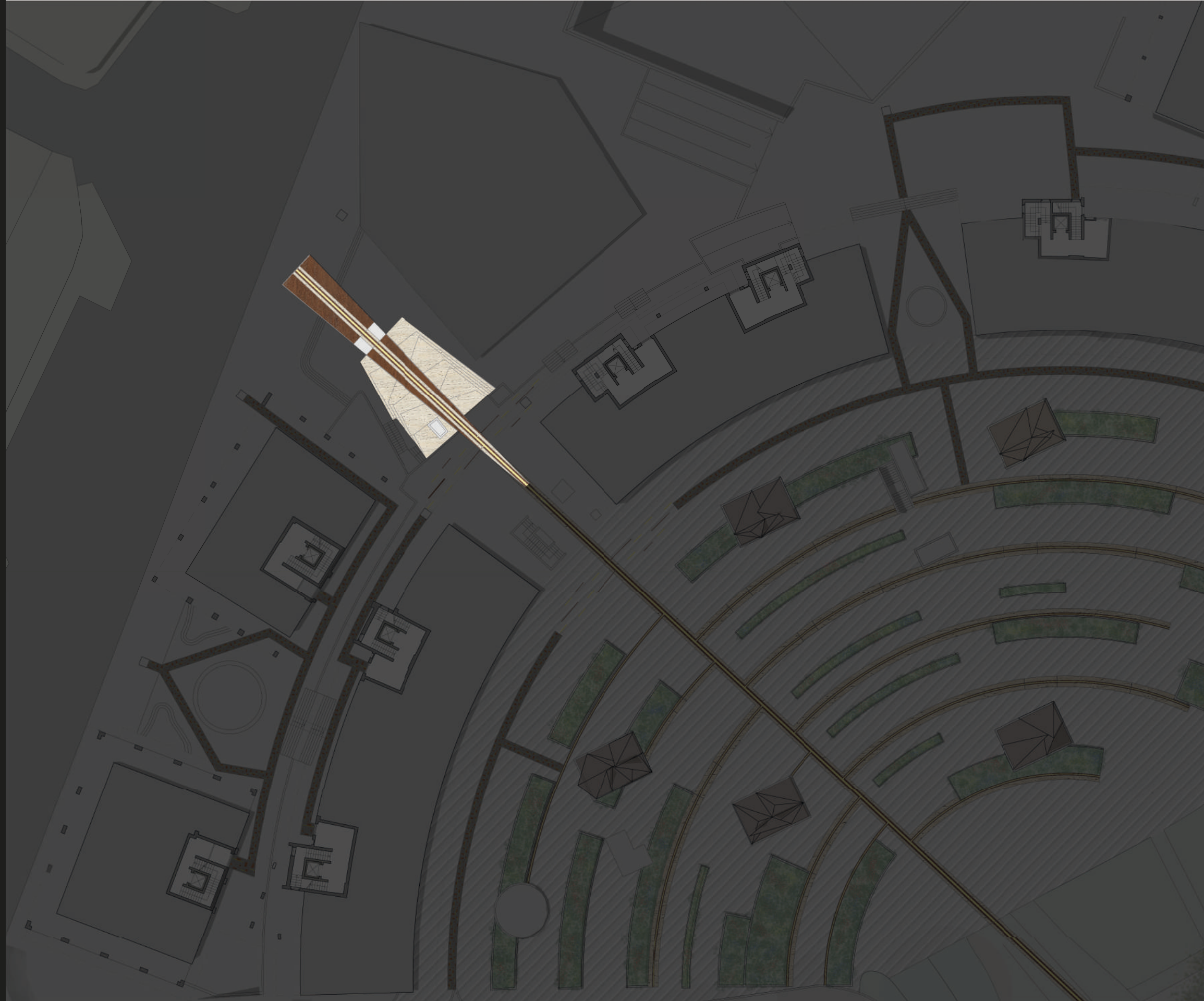
- 01
- 02
- 03
- 04
- 05
- 06
- 07
- 08
- 09





06

Scala




02
03
04
05
06
07
08
09



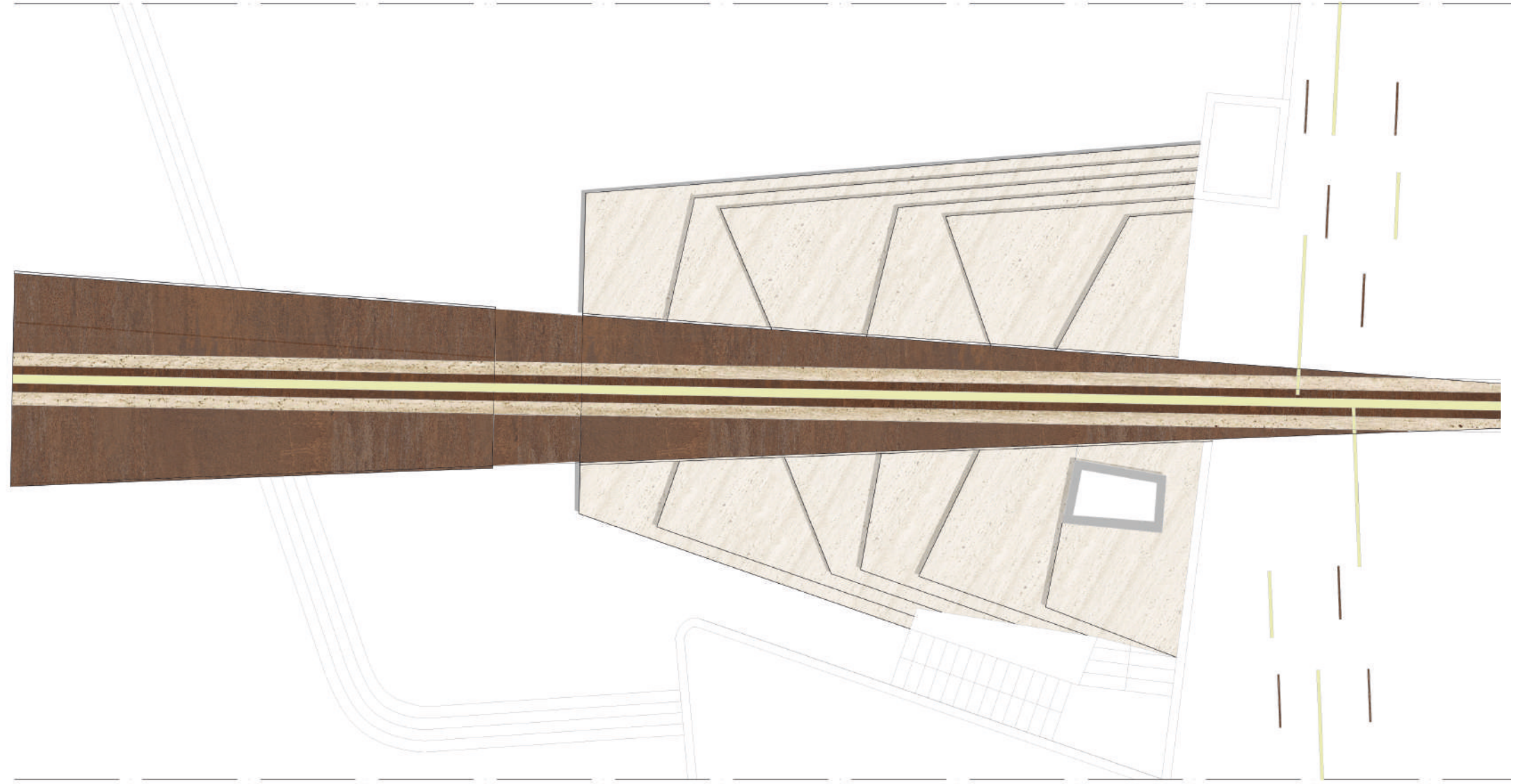
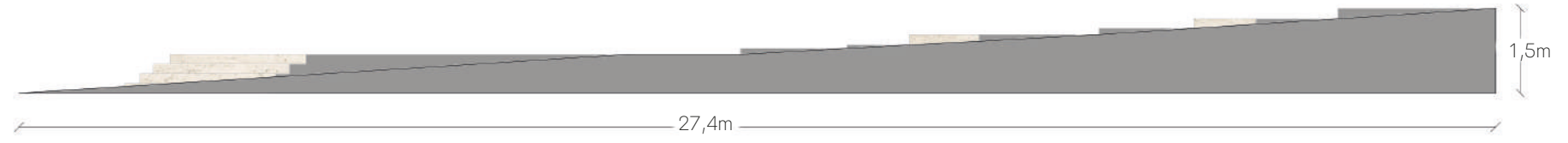
Corten



Travertino



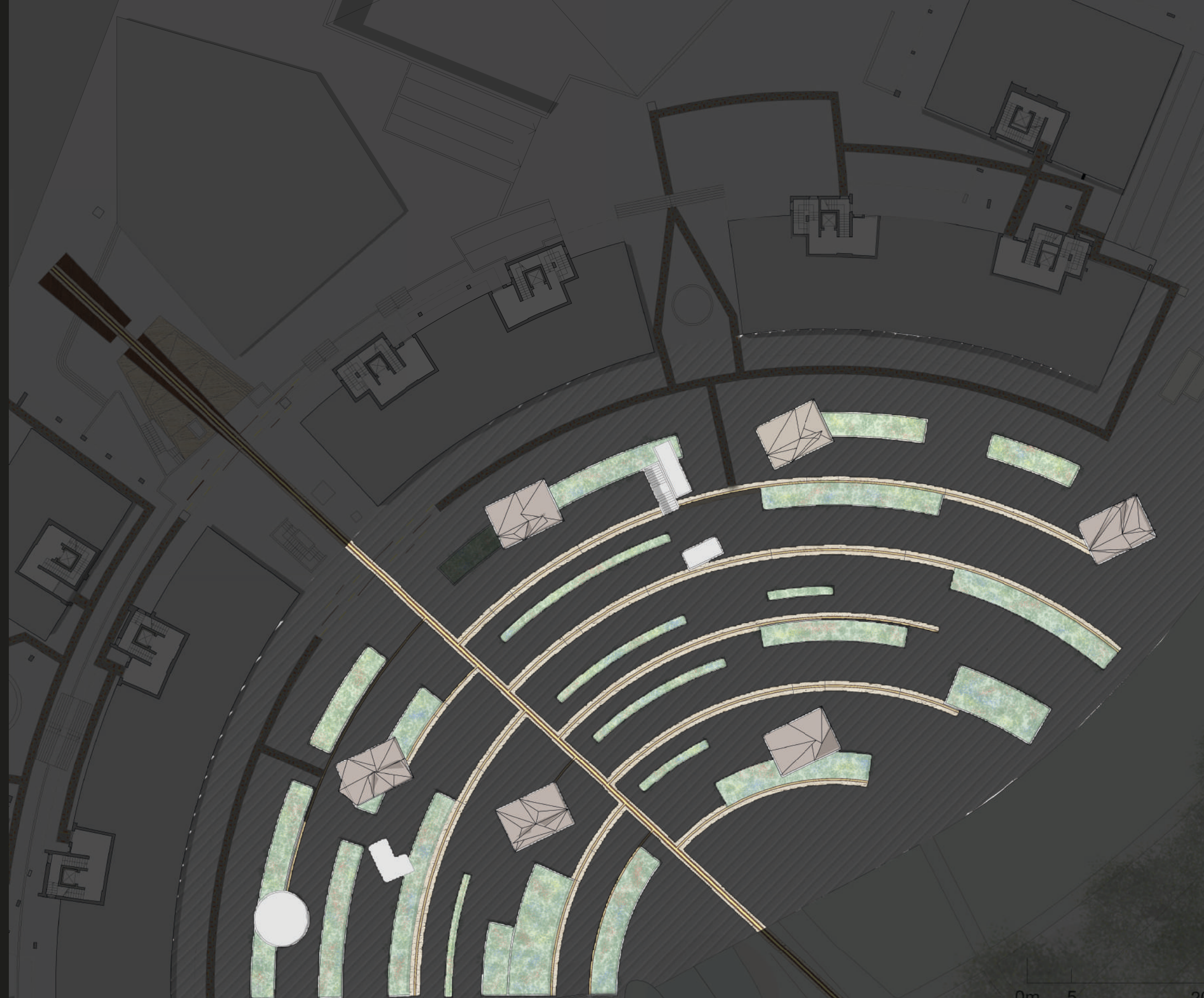
Led





07

Piazza



sedute

01



Travertino

02



Corten


03

04

05

06

07




Led

08

09




Sezione A - A'



Sezione B - B'







installazioni artistiche



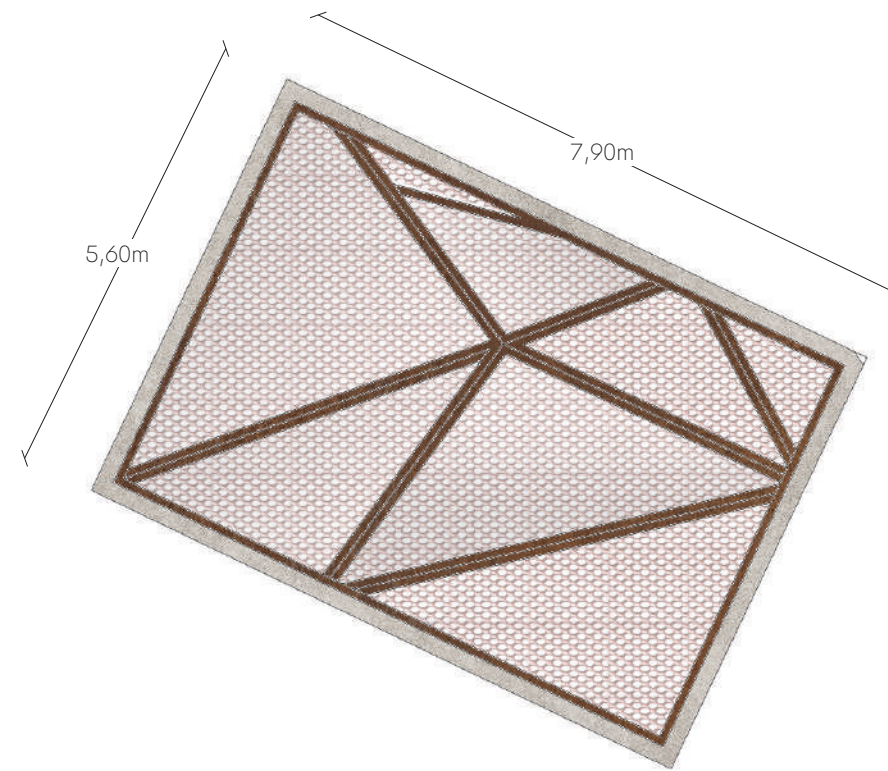
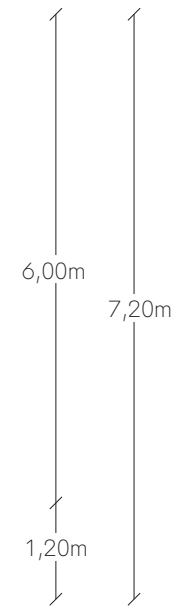

Corten



Lamiera microforata



Led



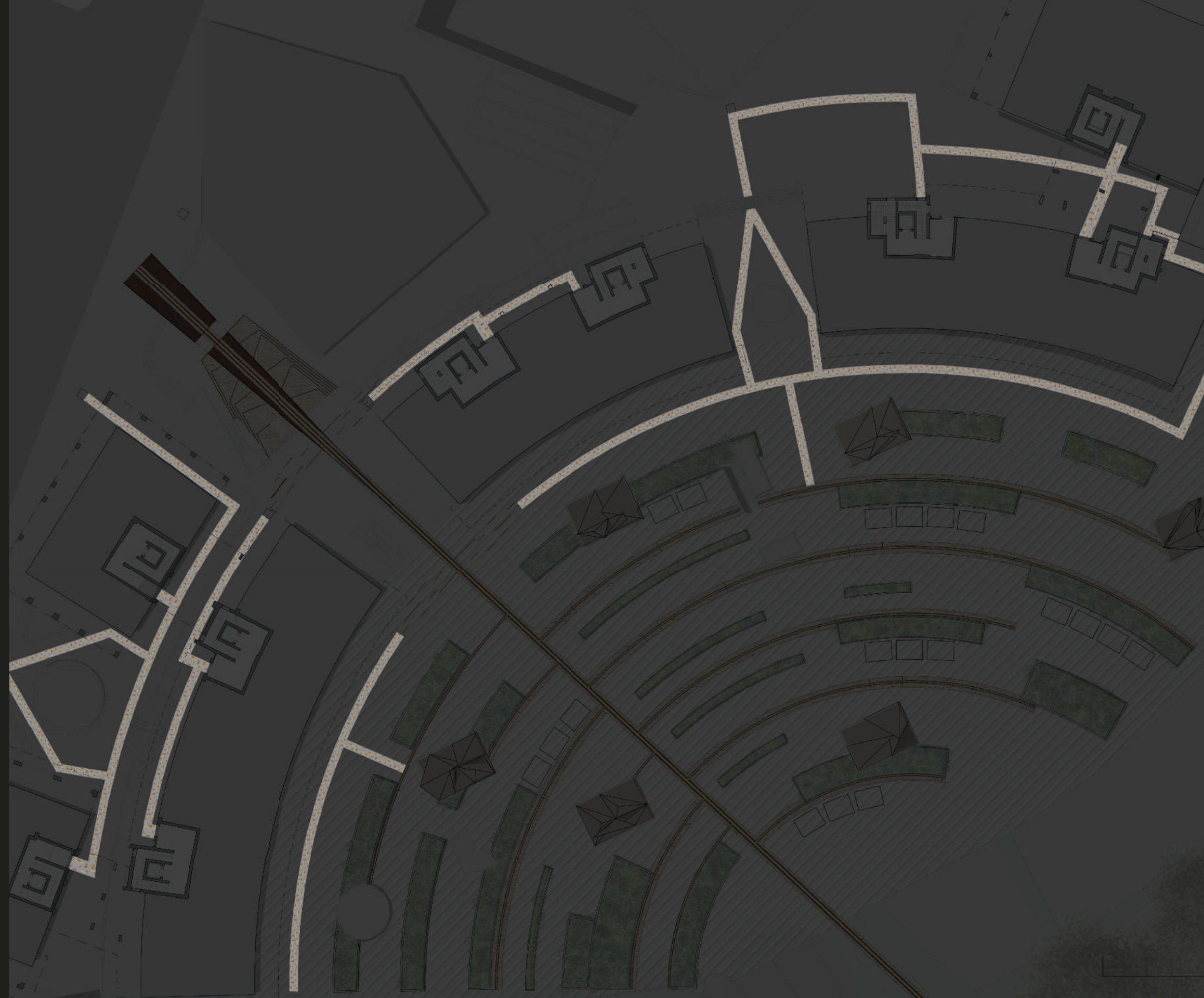
- 01 ●
- 02 ●
- 03 ●
- 04 ●
- 05 ●
- 06 ●
- 07 ●**
- 08 ●
- 09 ●





08

Percorsi
residenziali




01
02
03
04
05
06
07
08
09



Pavimentazione
esistente

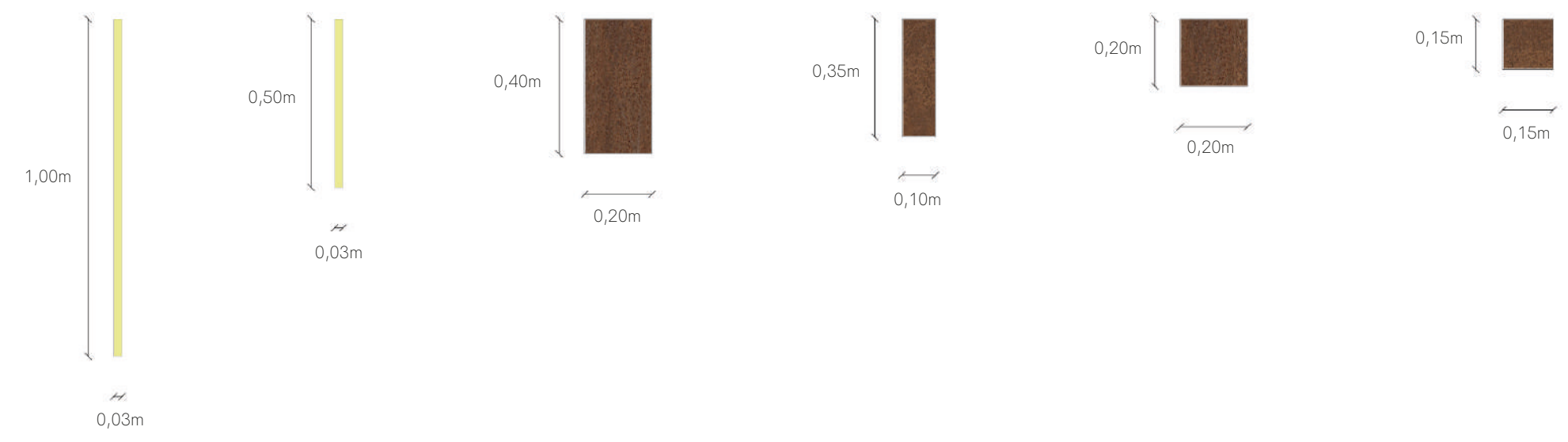



Corten



Led

Area d'intervento
1,00m





totem

01



02



03



04



05



06



07




08



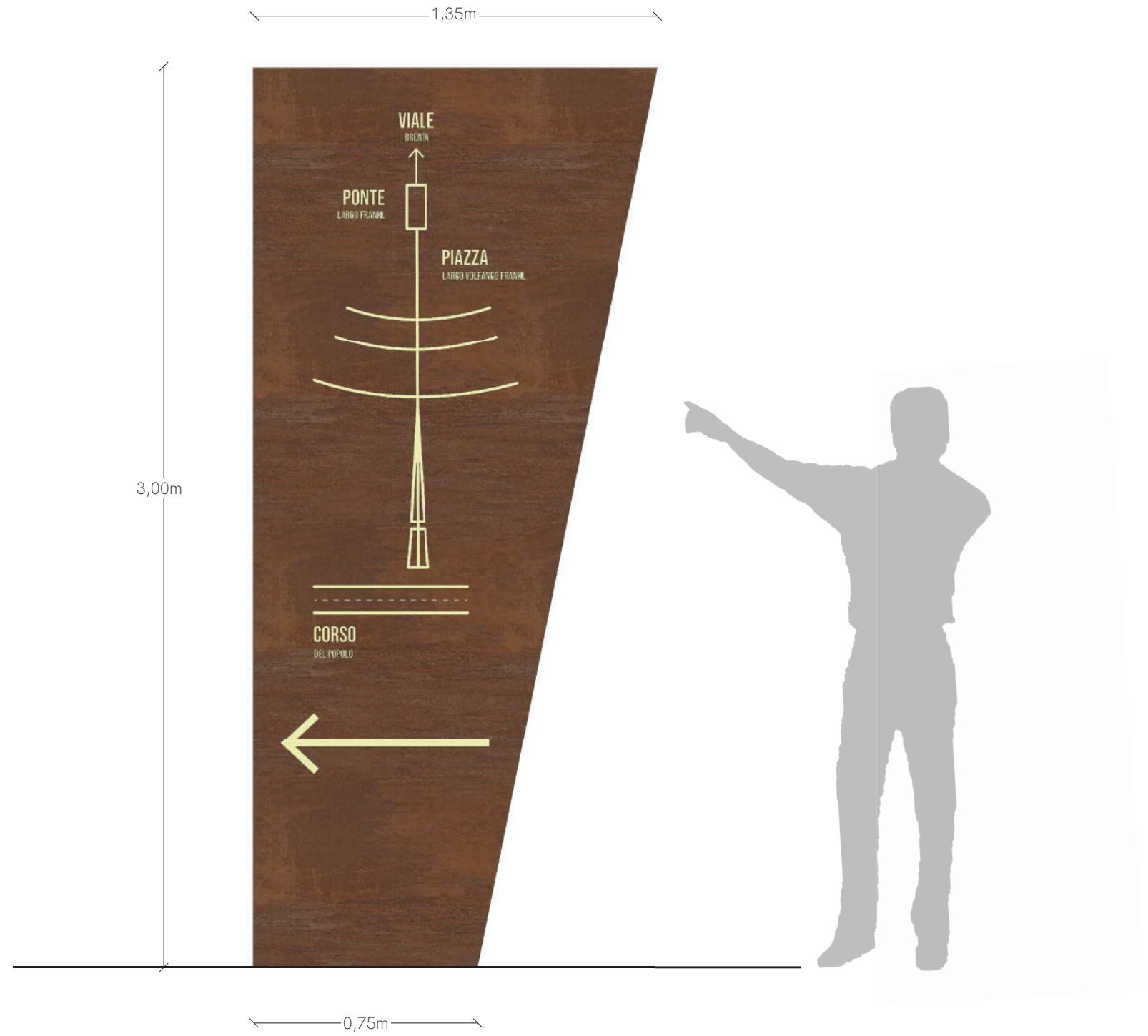
09



Corten




Led



totem

Sintesi grafica del complesso di Corso del Popolo, realizzata su pannello in corten, tramite un'incisione retroilluminata



01
02
03
04
05
06
07
08
09

08

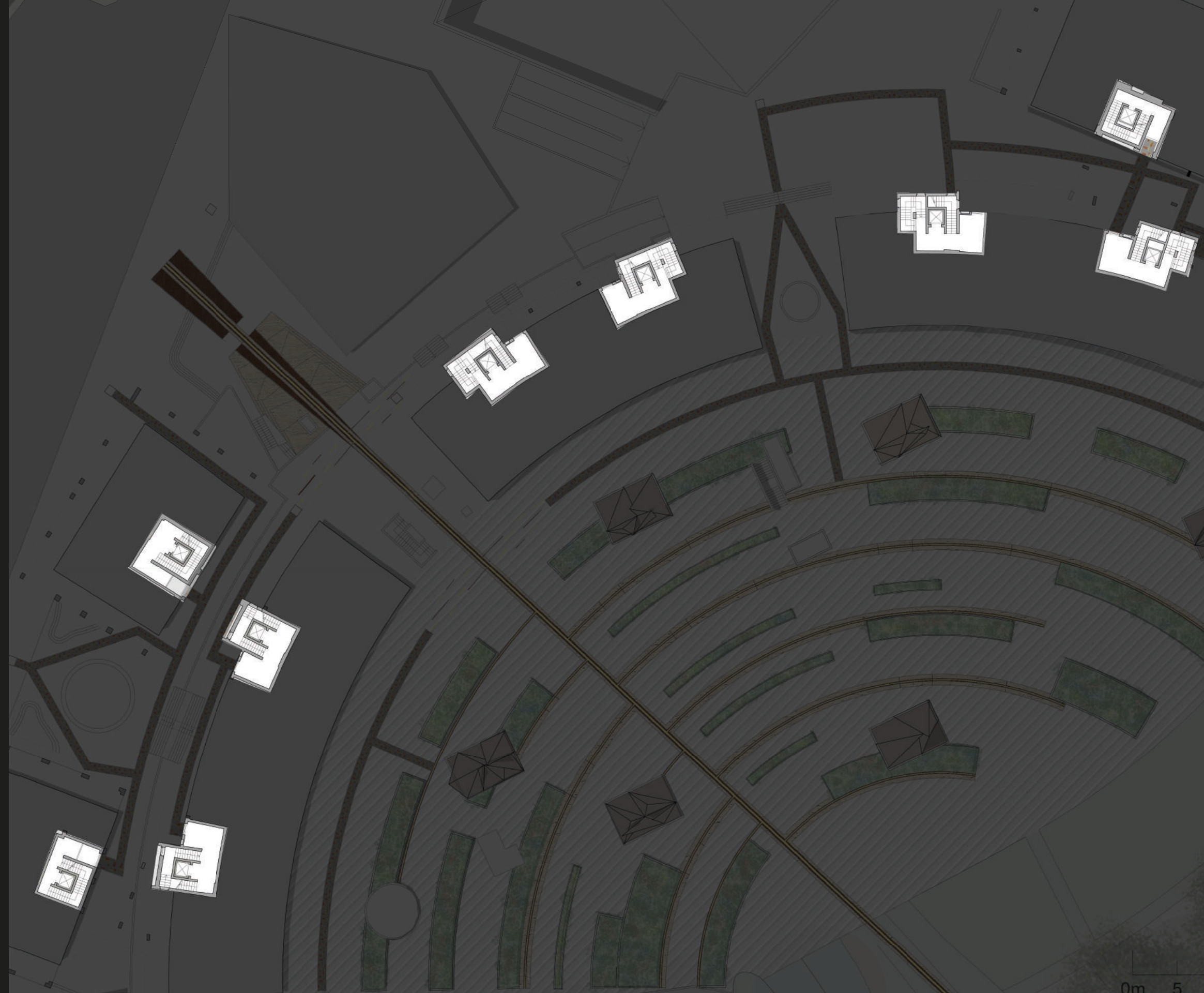


○ ← 24
APPARTAMENTI
← 26

← CARLO BENEDETTI
Oculista
← DEUTSCHE BANK EASY
↑ AGENZIA GENERALI
ALCHEMIE

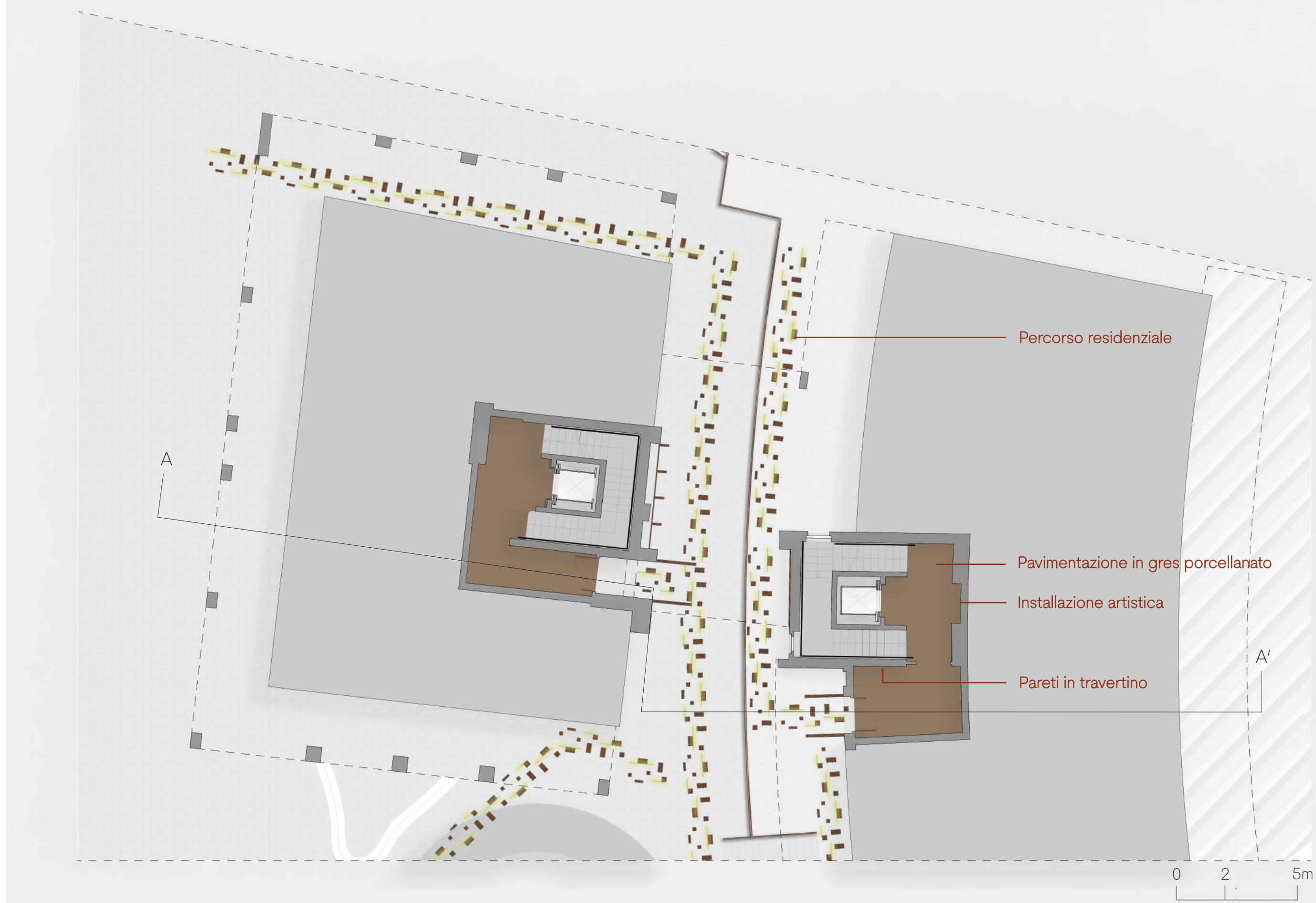
09

Ingressi



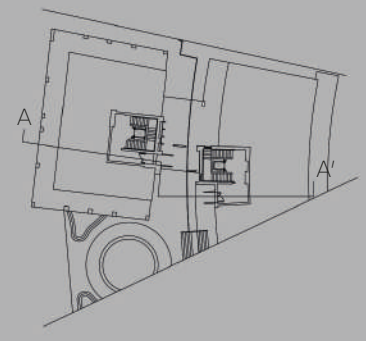



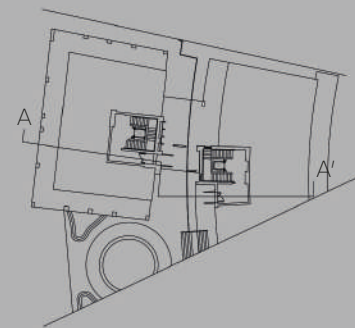


01
02
03
04
05
06
07
08



- 01
- 02
- 03
- 04
- 05
- 06
- 07
- 08
- 09**





Retroilluminazione
arredi interni


Portone

Pareti in travertino

Elemento in corten con
numero civico, inciso a laser
e retroilluminato con luce led

Parapetto

Portale



01

02

03

04

05

06

07

08

09

arredo esterno

01

02

03

04

05


06

07

08



Corten




Led

0,10m




1,55m



4,40m

Pannelli per l'occultamento degli
apparatI tecnici, realizzati in lamiera
di corten retroilluminata

1,70m



Portale

0

1m




arredo esterno



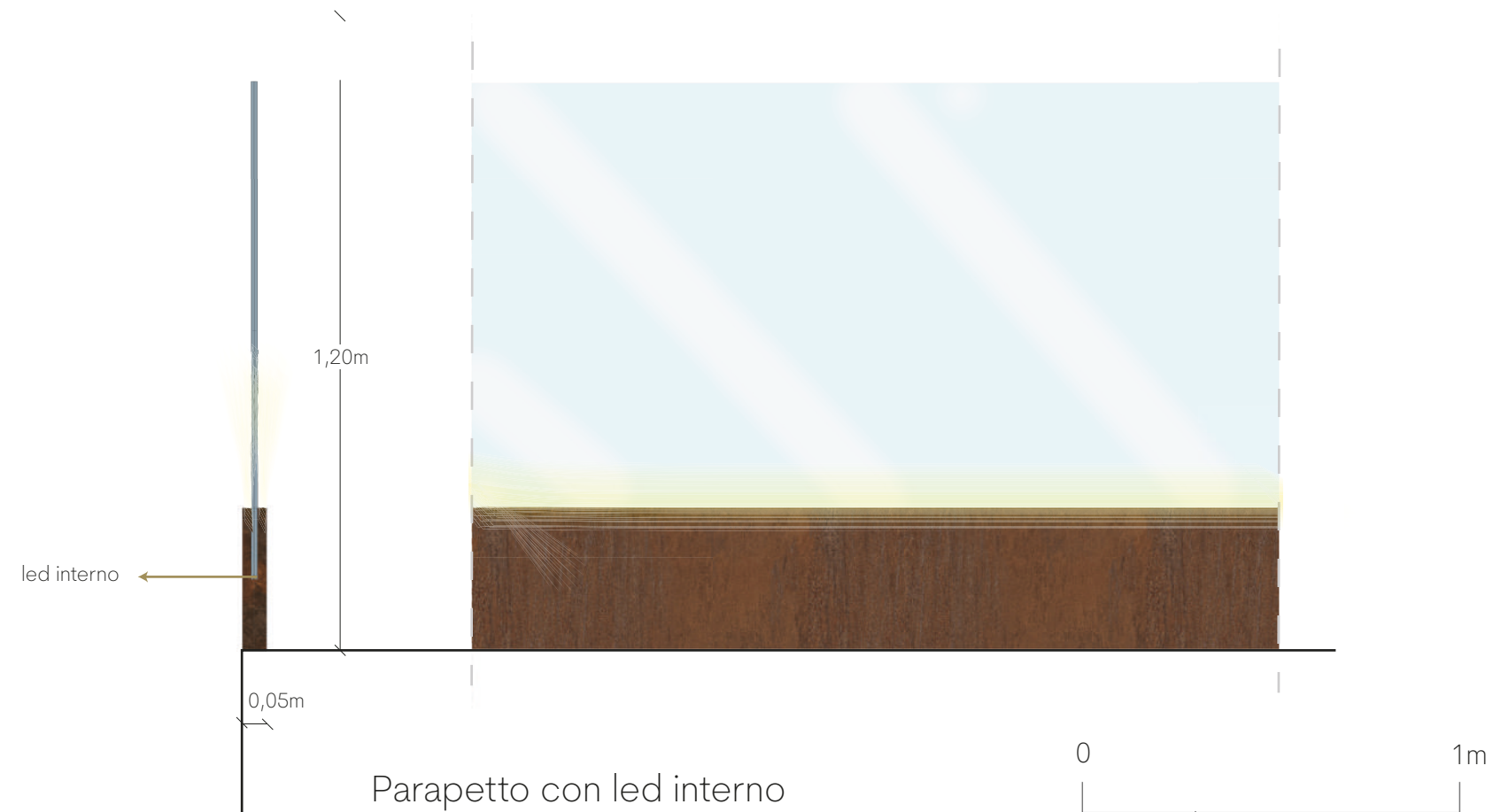
Corten



Vetro stratificato
antifondamento



Led



arredo esterno

01

02

03

04

05

06

07

08

09



arredo esterno

01

02

03

04

05

06

07

08

09




Corten



Vetro

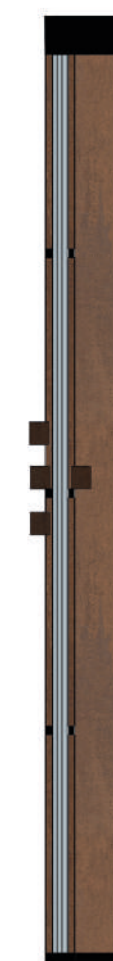
1,40m



2,10m

Portone

0,45m



0,15m

0 1m

arredo esterno

01

02

03

04

05


06

07

08

09





arredo interno

01

02

03

04

05

06

07

08


09



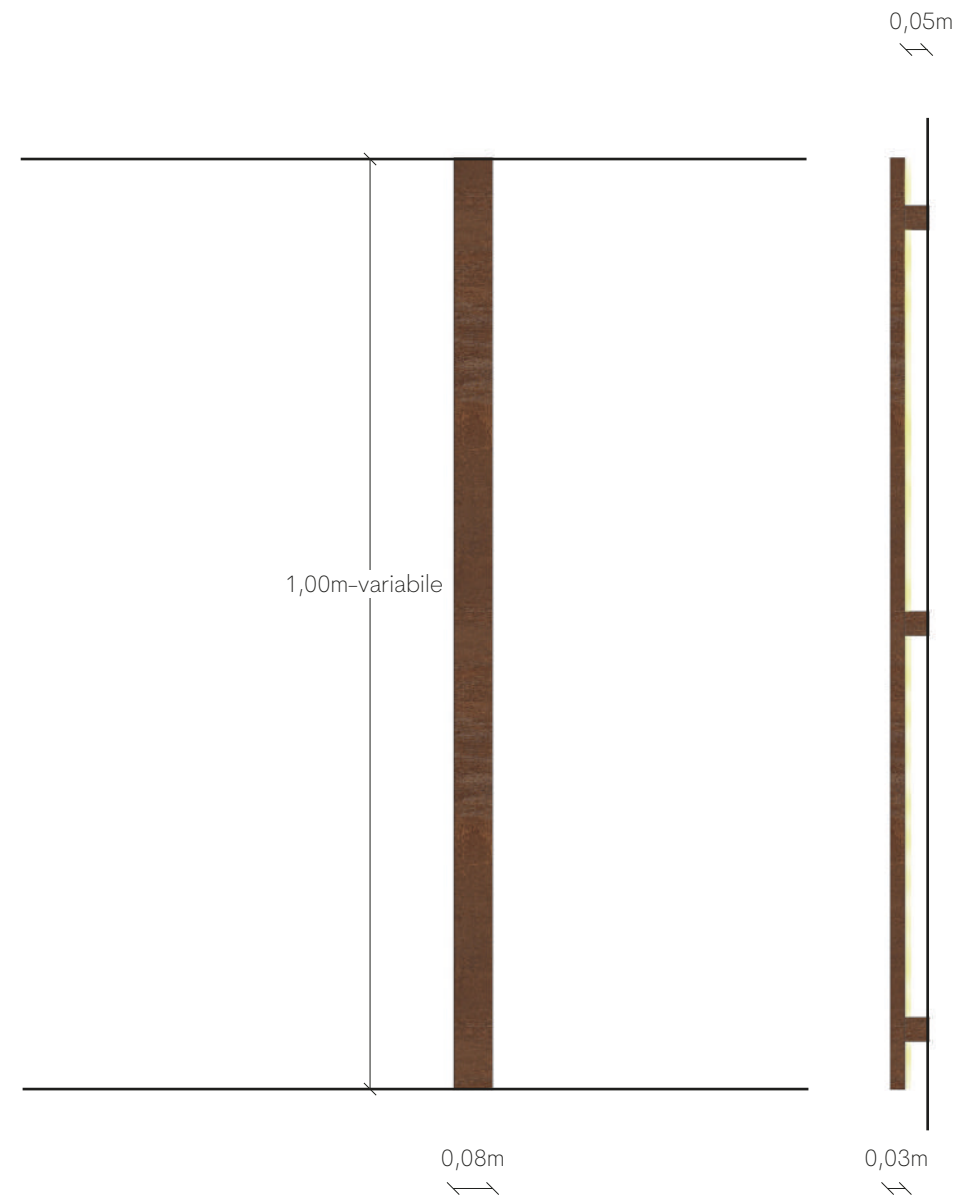
arredo interno



Corten



Led



Illuminazione interna



arredo interno

01

02

03

04

05

06

07

08

09





materiali



Corten

- ▶ Materiale nobile, versatile e durevole
- ▶ Basso contenuto di lega
- ▶ Resistente alla corrosione e alla trazione
- ▶ Si trasforma con il tempo e in base alle condizioni climatiche
- ▶ Richiede poca manutenzione



Travertino

- ▶ Roccia sedimentaria calcarea
- ▶ Robusta, resistente e compatta
- ▶ Richiede poca manutenzione
- ▶ Ottima resistenza all'usura

01
02
03
04
05
06
07
08

destinazione d'uso



Travertino

- Gradonata
- Sedute
- Pavimentazione della piazza
- Pareti androni




Corten

- Rampa
- Elementi di segnaletica
- Sedute
- Elementi calpestabili: pavimentazione della piazza e percorsi residenziali
- Parapetto
- Elementi d'arredo esterni: portali, lamiera microforata retroilluminata, pannelli con incisione del numero civico
- Elementi d'arredo interni



Vetro

- Parapetto
- Portone




Led

- Elementi calpestabili: pavimentazione della piazza e percorsi residenziali
- Parapetto
- Retroilluminazione totem
- Retroilluminazione pannelli con numeri civici
- Retroilluminazione lamiera forata in corten
- Retroilluminazione arredi interni

01
02
03
04
05
06
07
08


destinazione d'uso



Gres porcellanato


Laminam ossido colorazione
bruno, finitura naturale

■ Pavimentazione androni



Lamiera metallica
microforata

■ Installazioni artistiche



Rivestimento
effetto cemento

■ Fioriere



Installazione artistica


■ Interni degli androni


■ Piazza

01
02
03
04
05
06
07
08

9

24





24

9

